

# Immigration by Design

September 28, 2012 (updated with 2014 charts)

We design buildings, bridges, roads, communities and sometimes cities.  
Can we and should we design our population?

Migrating Landscapes a design- centered concept - so why not create a designer population?

Immigration policy shapes our society - is that the same as design?

## How does Immigration policy shape or design outcomes?

- exclusions or preferences based on race, nationality or other criteria
- numerical limits nationally or by region - refugees, family reunification, students.....
- staffing and location of immigration offices - good or bad service encourages or discourages
- language preferences or requirements eg. Quebec
- points or skill- based programs
- focus on filling jobs versus attracting citizens
- scope of family unification programs- who qualifies?

## **Policies have landscape or geographic outcome implications:**

- some groups cluster more eg historical Chinatown, Mennonite villages, Icelanders in Gimli
- rural versus urban bias - think Hutterites – whose agricultural and social practices affected physical character of prairies
- cuisine - some become part of popular culture and shape our lives (sushi, Italian)

## **Culture - additions or challenges:**

- dealing with language
- new or variations of religion and how they interact- some groups more resistant to mixing
- moral challenges posed by some refugees and their search for a home
- Importation of conflicts from elsewhere or anti- social patterns

## **Finally, how much can we shape immigrants after arrival?**

- limitations on where they live or their mobility
- coercive policies
- required or expected acceptance of religious or cultural patterns viewed as different and sometimes offensive
- supportive policies such as language and skill acquisition
- START and others address these needs.

## **Immigration policy not neutral so who makes these decisions?**

- Who shapes and implements adjustment policies?
- Manitoba PNP - Is this a Designer policy? Do we like the outcome of whatever was the design?
- Federal program has different outcomes - who determines if one superior to the other - by what criteria?
- Age preferences
- Government missions to certain countries
- High value placed on job offer - bias to certain types of professions that lend themselves to job offers in advance.
- Value placed on pre-existing family and ethnic relationships
- Value given if rural location likely
- Consider PNP policy in light of national metrics.

- Chart 1. Manitoba vs Canada comparison to 1998
- Chart 2. Manitoba vs Canada comparison to 2014
- Chart 3. Comparison of Manitoba federal arrivals vs PNP
- Chart 4. Man unemployment rate vs immigrants till 2014
- Chart. 5. Chart showing all PNP program totals
- Chart 6. Chart which shows population projections by province into the future

## **What is the right policy for Canada and Manitoba?**

1. Anyone can come and let people figure things out for themselves?
2. Let anyone come and fix problems as they emerge
3. Create strategic and selective program with defined outcomes
4. Focus on using migrants to fill job needs only and send back when need ends
5. Minimal or no immigration like Japan

## What is current reality:

- limits are in place
- admin strategies are used to influence flows
- values are placed on many features but does public participate in those values eg exotic dancer quota
- temporary programs popular and lead to permanent settlement - initial screening for that outcome limited
- restrictions and rules create opportunity for corruption and coercion

Society needs a conversation. A random policy will result in random outcomes.

Story of Pioneer 2000 banquet

Attendees at banquet were screened on arrival against very simple criteria of language and a close relative – based on the original immigrating head of family – many leading Manitoba citizens were rejected and that created conversation.

- Mother - student - China - no access to Canada. Arrived illegally in US and became a Professor
- Father – only Mexico accepted – shoe shine boy and later developed company in Manitoba with highest employment in Province
- stepmother -survivor of Stalin labor camps
- daughters -war children
- Grandparents to grandchildren - 5 generations - 19 persons who all lived in Canada
- Only 3 out of 19 born in Canada

**Can we really design immigration or do we welcome, support and celebrate those who come?**

# Immigration by Design

Presented by:

**Art DeFehr**

September 28, 2012 (updated with 2014 charts)

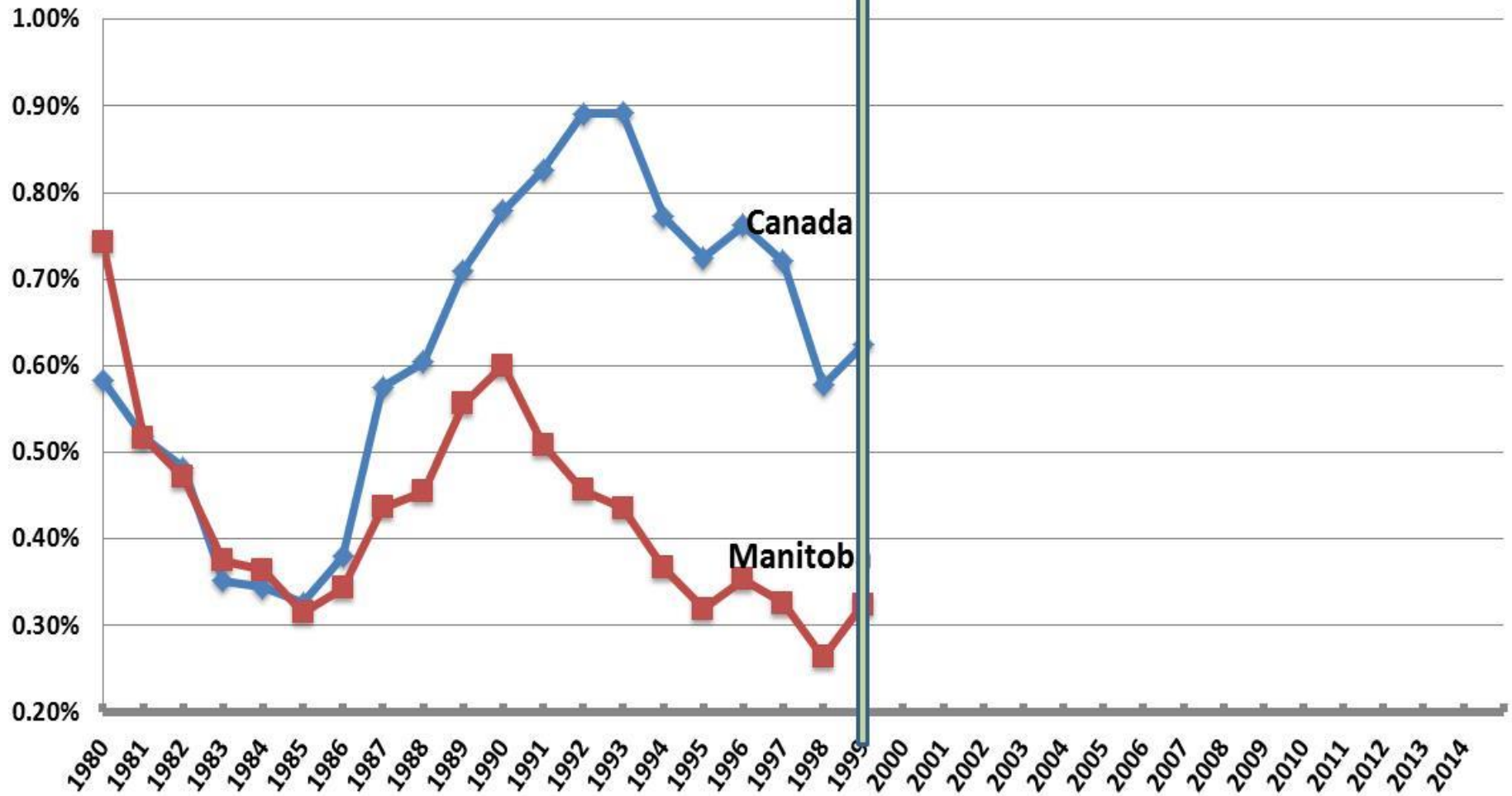
Manitoba START

Winnipeg, Manitoba

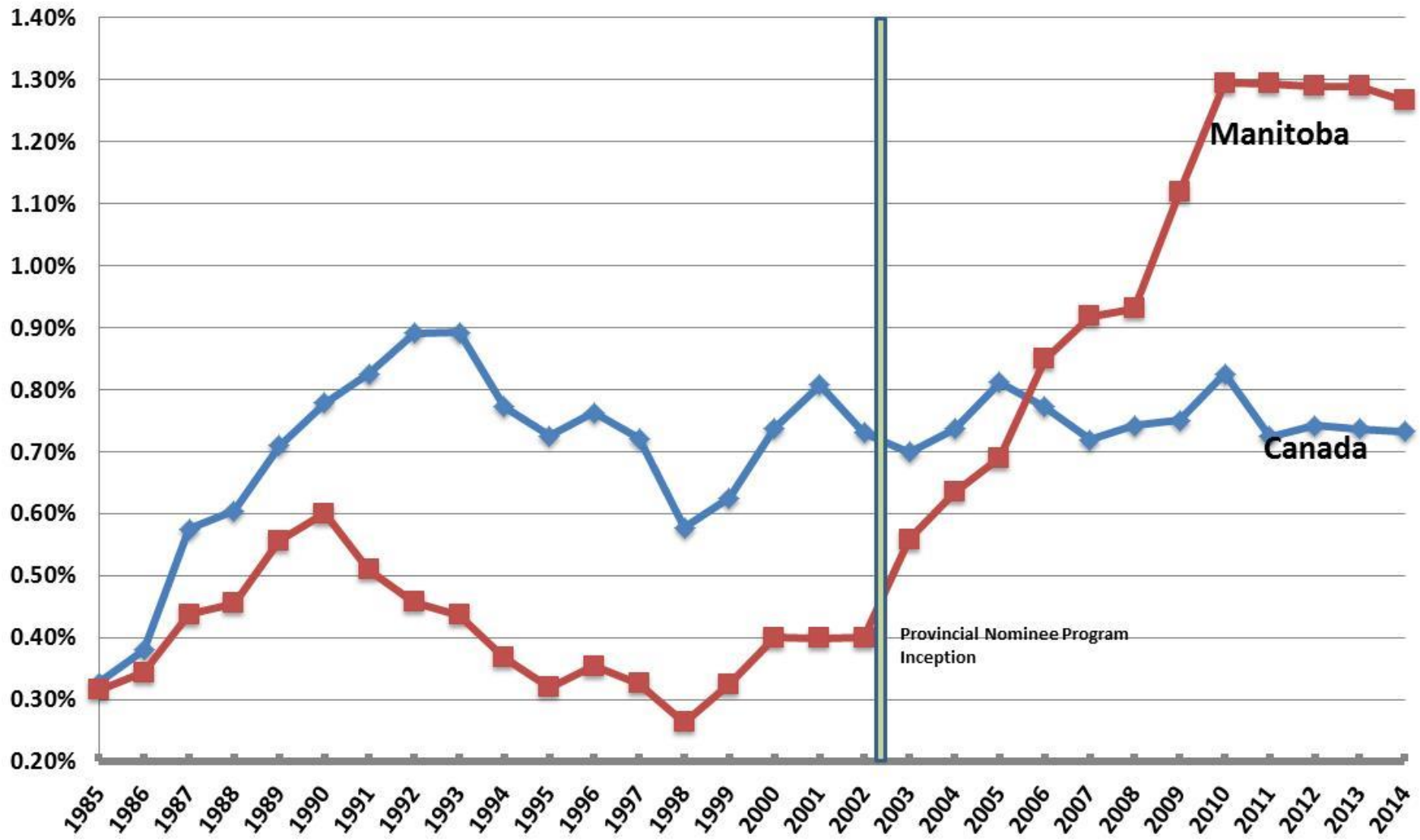




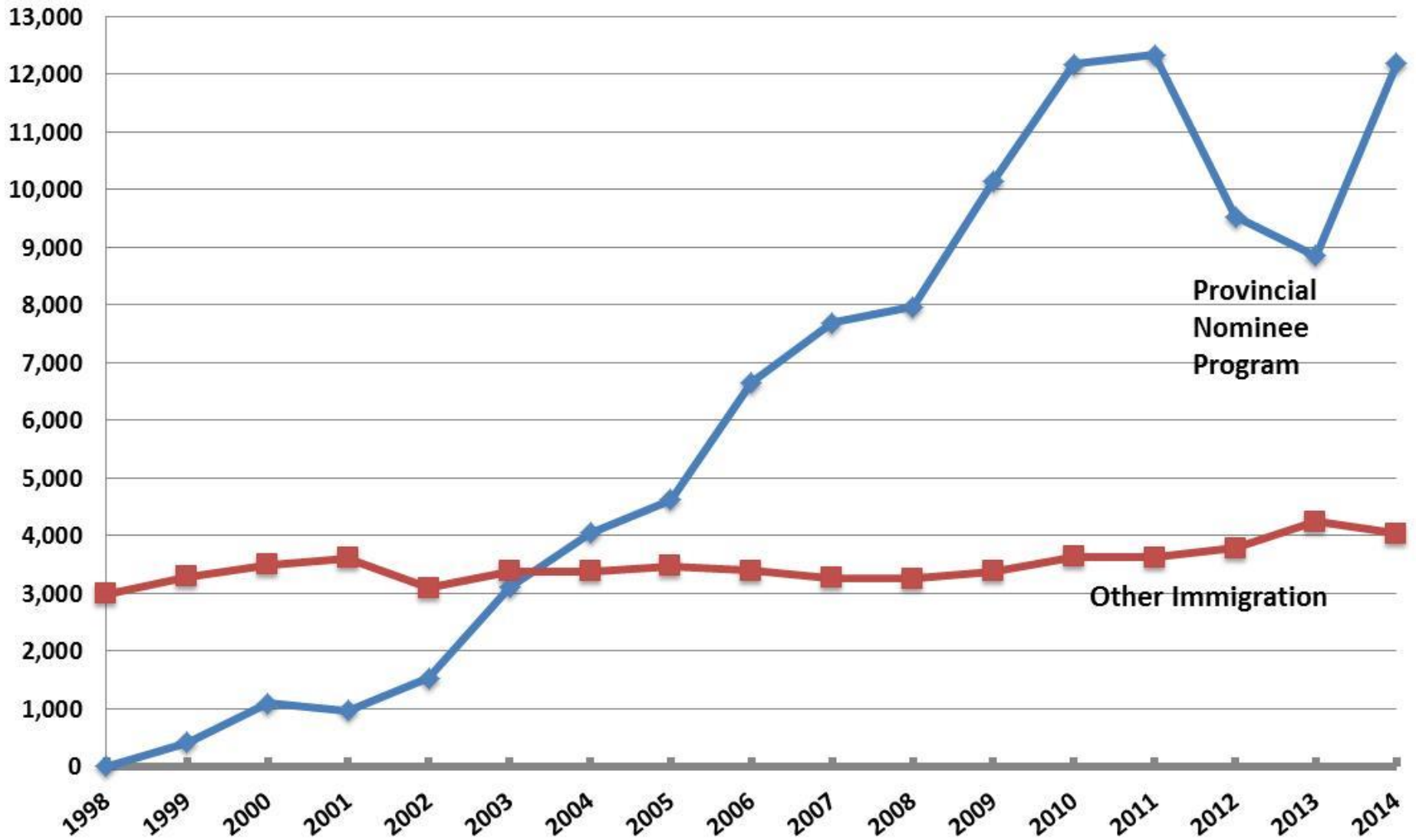
## Canada/Manitoba Immigration as a % of Population to 1999



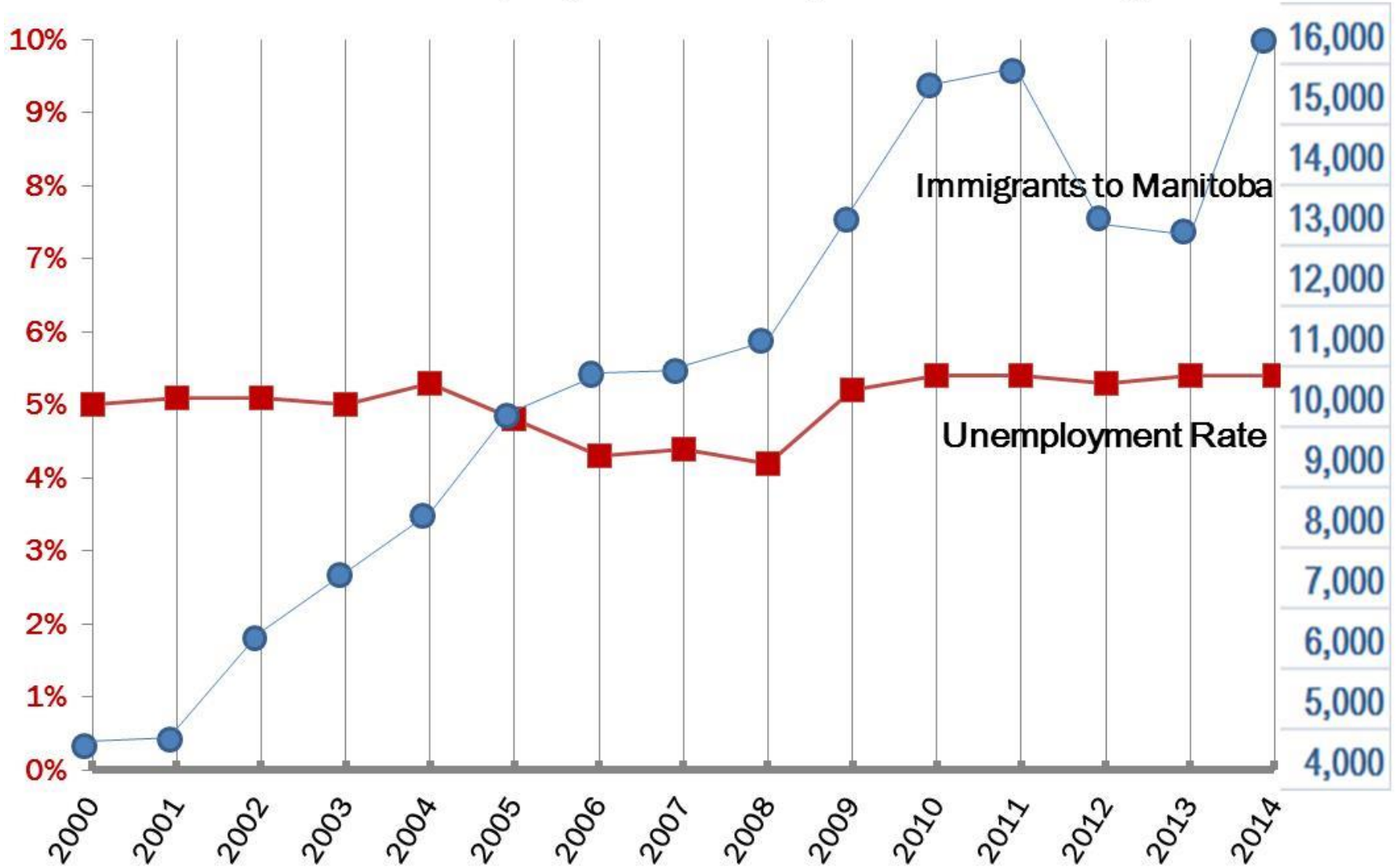
## Canada/Manitoba Immigration as a % of Population



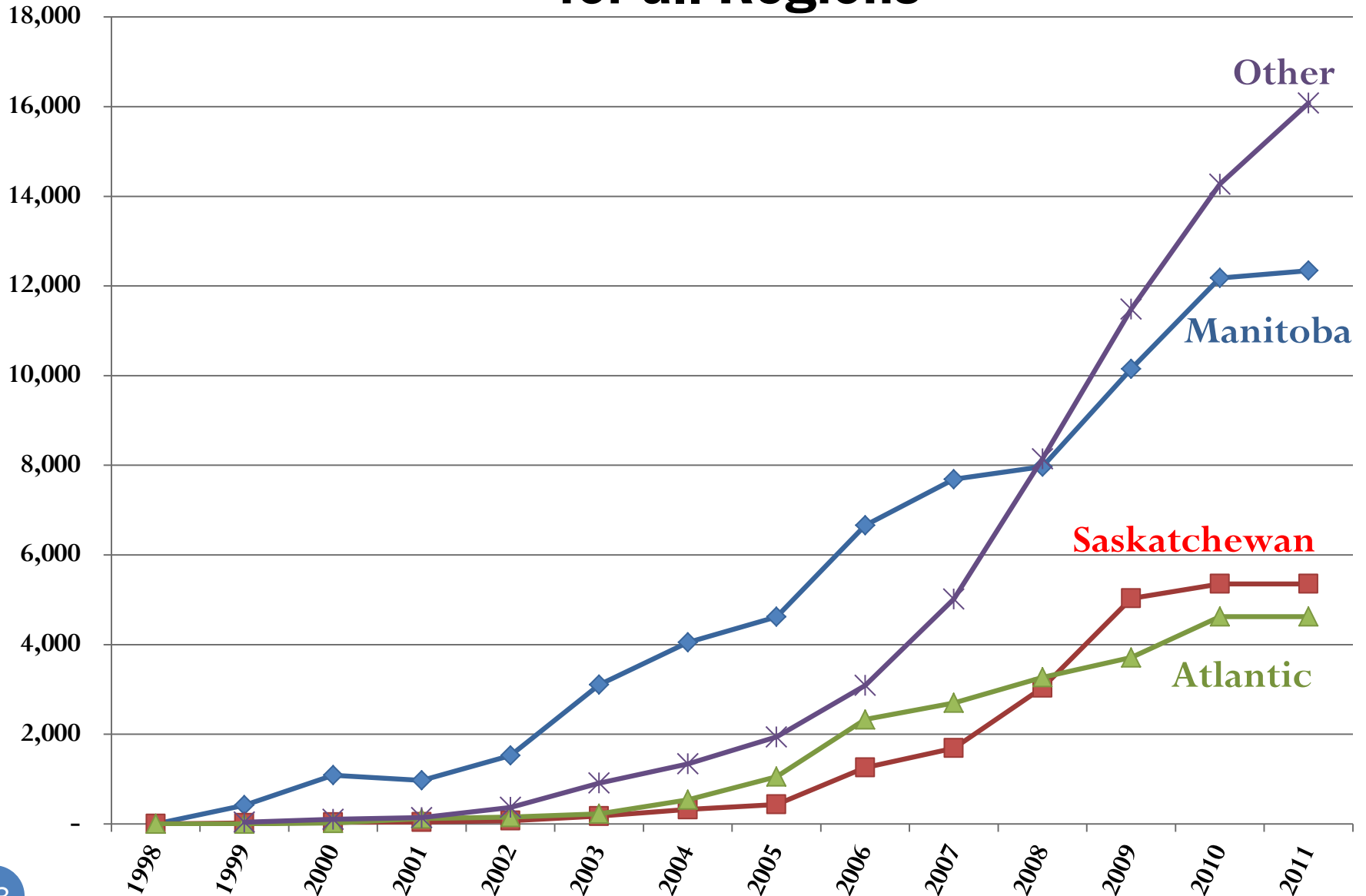
# Nominee vs Other Immigrants



# Manitoba Unemployment compared to Immigration



# PNP Programs Across Canada for all Regions



# POPULATION GROWTH HISTORY AND PREDICTIONS

